


Mister Tarot's
HANDBOOK
of
TAROT SPREADS



Mister Tarot's Handbook of Tarot Spreads

by Don McLeod



Copyright Notice

© 2013 by Don McLeod
All rights reserved.

The cards used in this e-book are the Rider-Waite Tarot, published by U.S. Games Systems. No part of this publication may be reproduced or transmitted in any form or by any means, mechanical or electronic, including photocopying and recording, or by any information storage and retrieval system, without permission in writing from the author. Requests for permission should be addressed to MisterTarot@yahoo.com.au

www.MisterTarot.com

Introduction

A Tarot spread is the pattern in which cards are laid out during a reading. Each position in this pattern has a meaning attached to it. Spreads can range in complexity from simple layouts using only a few cards to complex ones utilising the whole deck.

Each spread is a template for the cards, and after the cards have been placed into position the reader gives an interpretation within the context of the question asked.

There are hundreds of Tarot spreads which can be used for divination. It seems there are Tarot spreads for any type of question you can think of. Some of them are quite broad in their nature, covering lots of information within the one layout, while others are more specific and relate to only one style of query. After you are familiar with some of the basic spreads, try a few new ones and use those that suit your Tarot reading style.

You may decide that an existing spread could work even better for you if you changed the wording—feel free to experiment until it feels right. For example, a simple spread of three cards to determine *Past*, *Present*, and *Future* could be reworded as, *Past Hurts*, *Present Gifts*, *Future Rewards*. There is no right and wrong for Tarot spreads. They are an opportunity to discover more about yourself and your situation, so make the most of these options and create a personalised spread that suits your exact needs.



Past Hurts



Present Gifts



Future Rewards

You can also switch the positions of the cards within the spread. Cards in a **Three Card Spread** (for *Past*, *Present*, and *Future*) are usually placed on the table from left to right, with the *Past* on the left, *Present* in the middle, and *Future* on the right. But you might decide to place them in reverse order—or perhaps you might like to set the cards in a vertical line, with *Past* at the top, *Present* in the middle, and *Future* at the base—you can choose to do it that way too!

You can also add extra places for cards if you want to include more information in the layout. For example, the **Three Card Spread** can be enhanced by adding another line of cards for positions such as, *The effect of the past on my psyche*, *The effect of the past on my present self*, and *The effect of the past on my future*. Your layout of three cards has now become a **Six Card Spread**, and it offers much more information.



The original interpretation for the **Three Card Spread** was...

Past: *Seven of Swords* - Somebody has taken advantage of my kind nature. They have been deceitful and I cannot trust them anymore. I have been let down by their behaviour.

Present: *Three of Pentacles* - I now have to re-establish myself and work out who I can trust, so that I can be effective in my day-to-day activities.

Future: *Four of Wands* - I establish a good connection with a small group of people. These individuals are of a similar nature to me and I feel supported and rewarded when I am in their company. I surround myself with people who are trustworthy.

The extra series of cards add to this information in the following way...

The effect of the past on my psyche: *The Emperor* - Having discovered this deceit, I have become rigid and cold in my dealings with people. I approach people in a business-like manner and I hold my feelings deep within myself.


The effect of the past on my present self: *Four of Pentacles* - I hold my feelings close to myself. I am not as open as I used to be. I focus on my work and I make myself safe and secure at all times.

The effect of the past on my future: *Seven of Cups* - I am cautious when choosing my friends. I establish friendships only after checking that they are trustworthy and honest individuals.

In the following chapters you are given a variety of Tarot layouts to enjoy. Try them out as suggested, then make some changes to the designs of the spreads and see if they work even better for you in that format. Experimenting with Tarot spreads helps you to personalise your Tarot experience. Creating new spreads results in a unique perspective that is more meaningful.

Most of the Tarot spreads given in this book have been used in books, magazines, and workshops for many years, and their origins have been obscured by time, so I apologise if I have infringed upon the intellectual property of the creators. Credit will be given in future editions of this book if the designers of the spreads become known. The spreads with 'Mister Tarot' in the title have been designed by me, but they may be freely used by anyone who reads this handbook.


Please keep in mind that these spreads can be used in readings for you, or they can be used in readings for another person—just rephrase the wording of the question according to the situation.



THE ONE CARD DRAW

As the title of this spread suggests, the **One Card Draw** involves simply picking one card from the deck to obtain an answer to your question. Some Tarot card readers turn half of their deck upside-down and if a card is drawn upright, then the answer to their question is 'yes', and if it is drawn 'reversed', then the answer is 'no'. However, you can gain a more detailed and useful answer by improving the wording of your question and looking more closely at the appropriateness of the card that is drawn from the deck. In this way, the cards are more likely to indicate the circumstances you need to know about the issue. For example, a poor way of checking on the timing of a holiday would be to ask, 'Should I take my annual leave in February?' A 'yes' or 'no' answer may be useful, but wouldn't you be curious as to why you should or should not take a vacation in that month?

A better question is, 'What should I be aware of regarding taking my annual leave in February?' If the *Eight of Pentacles* card is chosen at random from the pack, it might suggest that February is not a good time for a holiday because you will be in the middle of a project and may be so focused on the work situation that you will have trouble forgetting your job during your vacation. Alternatively, if the *Knight of Wands* turns up in this one-card reading, it suggests that February is a very good time for a holiday because you will be feeling restless and wanting to travel—you will be very frustrated if you are sitting at an office desk during that month.



The advantage of doing a **One Card Draw** is that it gives instant clarification about any situation. This type of reading can provide answers to questions such as...

- *How can I benefit from this situation?*
- *Is this a good and fair deal?*
- *What attitude will be most useful to adopt today?*
- *How can I make this day more rewarding?*
- *What can I learn from this problem?*
- *What's the best way of dealing with this situation?*
- *What spiritual lesson shall I put into practice today?*

The **One Card Draw** is an easy and quick way to gain insight into a set of circumstances. It is deceptively simple, but it can help you to focus on your current position. It provides instant guidance so that you can make the most of present opportunities.

For even more information, consider using the **Three Card Spread**. In this type of reading, you can incorporate time frames, and you can get an idea of the underlying conditions affecting the situation you are asking about.



THE THREE CARD SPREAD


This is another easy spread and it uses just three cards, which normally represent the *Past*, *Present*, and *Future*. With this layout, use wording such as, ‘What do I need to know about _____?’

When possible, and where appropriate, include a time frame too. Examples of questions considered suitable for this spread are:

- *What do I need to know about my health this weekend?*
- *What do I need to know about my finances over the next month?*
- *What do I need to know about my work during this week ahead?*

Answers in a **Three Card Spread** are distilled to the most important events or influences during the time frame. It’s a quick way to gain some insight about a difficult situation. After shuffling your deck, deal out three cards (or pick three from a fanned deck) and place them face up on the table in front of you. The one on the left represents a recent occurrence, the one in the middle tells you what’s happening at the present time, and the one on the right indicates the situation as it unfolds in the near future.

A recent example of the **Three Card Spread** was, ‘What should Mark be aware of about booking his band for a gig at the local hotel on March 1st?’ In this situation, the time frame for the *Past* position related to happenings of the last month. It showed the most significant event, thought, or feeling of this period. In this reading, the card for the *Past* was the *Ten of Wands*. This showed how hard Mark and his friends had been working to make their band sound professional.



The position relating to the *Present* time showed how Mark was feeling around the time of this reading. It indicated the most interesting event that happened during the month of the Tarot reading. The card for this position was the *Three of Wands*. The band had come to a

decision to branch out from being a garage band and they were going to perform in front of an audience. They were looking at ways to make their presence felt in the world at large.

The *Ace of Pentacles* was the card in the position indicating the *Future* (the time of the gig). In this spread, the card in the *Future* position related to the major influence occurring for Mark during the next month. The energy of this card suggested a new beginning. It also gave the warning to make sure their creative side did not override the practical elements of a gig. For example, they had to make sure they had reliable transport, and they had to communicate with the venue about the equipment supplied. This card also gave hope about earning some extra money from their hobby.

This type of spread is good for simple questions. For more involved issues, such as relationships or legal matters, it is better to use a spread with more cards, so you have more information at your fingertips. A **Three Card Spread** can also be used to support a bigger reading. It can synthesise what you may have seen in a reading that had many more cards.

With this **Three Card Spread**, don't feel limited to the idea of *Past, Present, and Future*. You can use the three cards to represent any grouping of threes, for example, you could ask about *Today, Tomorrow, and The Following Day*. Or you might like to ask yourself what you should be aware of during the *Morning, Afternoon, and Evening* of one special day.

Doing a **Three Card Spread** for your *Body, Mind, and Spirit* can also give you some insights to your wellbeing. The first card represents the strengths and weaknesses of your physical body. The second card indicates the clarity or confusion of your thoughts. The final card shows your spiritual direction, suggesting areas for further study or contemplation.

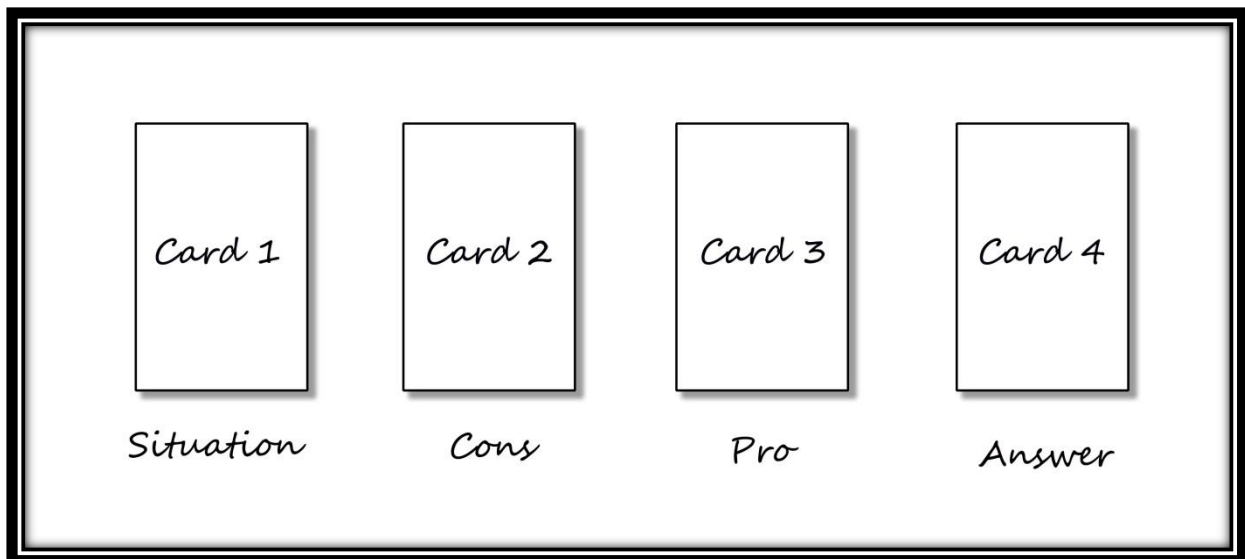


Simple Four Card Spread

Here's a simple spread that offers clarity about a person's life. You can ask any sort of question and receive guidance and direction in just a few minutes. After asking your question and laying out the cards, the images in these four positions offer a brief summary of the potential of the situation, along with influences, and an outcome.

Listed below are some of the types of questions you can use with this **Four Card Spread**. Suggested time-frames are included, but you can change them to suit your own requirements.

- *What do I need to know about my new love affair during the next three months?*
- *What do I need to be aware of regarding my career over the next six months?*
- *What do I need to know about my financial situation over the coming year?*
- *What do I need to know about my luck over the coming season?*
- *What do I need to discover about my spiritual development?*
- *What can I do to gain more meaning in my life?*




Position 1: *The Situation* (This card gives you more insight into the situation you are dealing with at the moment. It tells you more about your relationship to the question you have asked.)

Position 2: *Cons* (What is against it. This card tells you about any obstacles or challenges that are likely to hinder your ability to handle the situation you are facing.)

Position 3: *Pro* (What is helpful. This card shows you how the situation is of benefit to you, or it shows the helpful influences that have a positive effect on the situation outlined in your question.)

Position 4: *The Answer* (The outcome of the query.)

Here is an example reading using the **Four Card Spread**. The reading was for Matthew, and his question was, “What do I need to be aware of regarding the possibility of romance over the next 3 months?”



In this example, the four cards revealed the challenges and future possibilities that Matthew faced in his quest for romance.

The Situation: The card called *The Page of Cups* showed that Matthew was ready for a new relationship. As a Cup card, which deals with emotions and romance, it offered an appropriate reflection of the question. And because it was a positive card, it suggested that a new relationship was possible in the near future. The card indicated that Matthew was ready for a fresh romance, and because this card was from the suit of Cups, it showed that his intentions were for a serious relationship, not a spontaneous, meaningless fling.

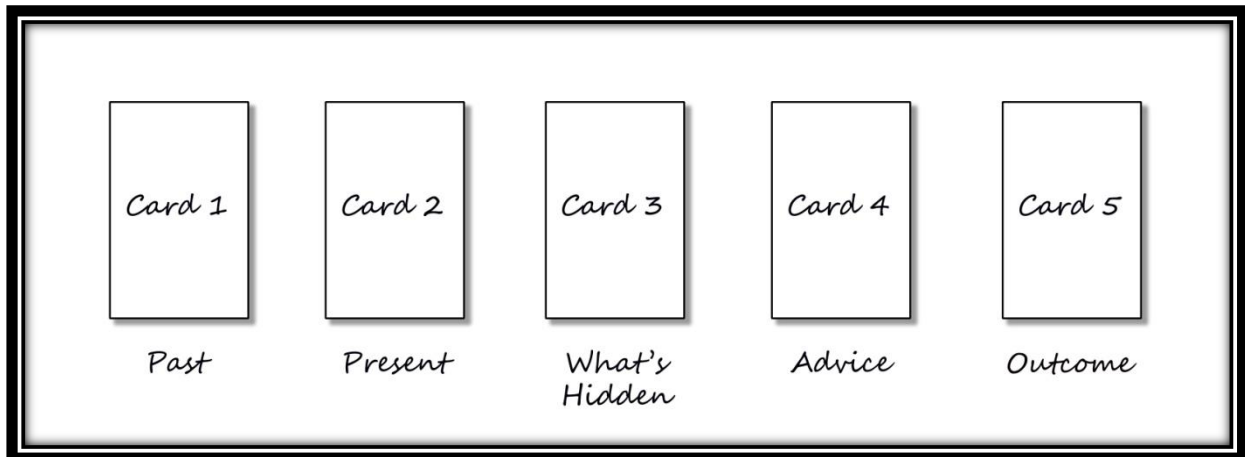
Cons: The area of life that stood in the way of this quest was his devotion to his work. Matthew had a demanding career as a tradesman and he was very serious about expanding his business. He worked long hours, so he had minimal time to find a girlfriend and establish a meaningful partnership. The *Eight of Pentacles* card indicated the amount of physical effort and mental focus that Matthew gave to his work. A potential girlfriend would need to be aware that his attention and energies were likely to be divided between his work and his relationship with others.

Pro: On the positive side, *The High Priestess* card indicated that Matthew had a sensitive side to his nature. Although he was a tradesman, Matthew had a strong interest in spirituality and personal development. This aspect of his personality, combined with his gentle manners, was going to be appealing to many women.

The Answer: The card called the *Queen of Wands* revealed the type of woman who would appear in Matthew’s life before the end of the three months. It showed the arrival of a passionate woman who steals his heart and gets his senses reeling! This woman is independent, feisty, and extroverted. A new romance is definitely on the cards and Matthew will have found a suitable partner to share his life.

Five Card Spread

In this spread, apart from discovering the past circumstances that have brought you to your present situation, you also see a possible outcome for the future. And one of the cards offers intriguing levels of insight from the inner realms of the psyche—revealing the hidden energies that influence your decisions and progress. In this layout you also receive advice from your higher self!



Past: This card offers an indication of how past issues are affecting your present situation. It represents where you have come from, or what has shaped you emotionally and intellectually. The area of impact from the past can be from a previous work environment, parental influences, or schooling, etc.

Present: The card that turns up in this position indicates a significant event, or the psychological influence that has the most dramatic impression upon your life in the current moment.

What's Hidden: This card shows the unconscious driving forces of which you are unaware. It reveals the previously unknown aspects of the situation. The part of yourself that you hide from others (and perhaps yourself) becomes apparent through this card. This is your behaviour, habits, or a situation you have not noticed and that you need to be aware of. The 'hidden' aspect of this spread can be positive or negative. It can show areas that need to be overcome, or it can reveal helpful influences that will provide useful energies to the situation at hand.

Advice: If the card in the previous position ('What's Hidden') is of a negative or destructive nature, then the image in the 'Advice' card offers direction for overcoming those influences, so that you can achieve a positive outcome. This card tells you what action is required to turn your life around. It can also reveal how to deal with the situation you are exploring through this spread. If the previous card ('What's Hidden') is a positive image, then the 'Advice' card helps you to realise how to capitalise upon that situation.


Outcome: This card shows the most likely possibility for the future. However, this eventuality is dependent upon your acknowledgement of the hidden influences (as shown in card 3) and it requires accepting the advice suggested in card 4, and taking action upon this idea.

Timeline Spread

A **Timeline Spread** is a sequence of five cards showing the progress of time or events. You can ask a question such as, “What should I be aware of over the next five days?” Or you can ask about a specific situation, for example, “What can I expect during the next five meetings at the car club?”

Concentrate on your question, then shuffle and deal out five cards, or choose five at random from the deck. Lay the cards down in front of you from left to right. In the former example, the card in the first position represents the situation on the current day, and the last card indicates the circumstances on the fifth day. In the latter example, each card represents the meetings in chronological order.

Example Reading for the Timeline Spread



The Question: “What should Sasha be aware of regarding her work situation over the next five months?”

Card 1: *Temperance* - During the first month you feel a nice flow of energy between yourself and the universe. In practical terms this means a new opportunity to express yourself and you gain satisfaction with the world and your place in it.

Card 2: *Eight of Cups* - In the following month you worry about your work situation again and you feel let down and you are ready to walk away from it.

Card 3: *Knight of Pentacles* - In the third month you see an opportunity that is worth following. It’s an offer that looks good and it seems rewarding on a personal level.

Card 4: *Knight of Wands* - The fourth month shows action. A decision has been made and you move towards the new goal. You act swiftly and strongly to secure the new position.


Card 5: *Ten of Pentacles* - In the fifth month you are in the position you have been hoping for. It is an opportunity to spend more time with family and you still maintain satisfaction on a work level.

Summary: There are blessings of strength and reward in the first month, followed by doubt and re-evaluation. A new opportunity is presented in the third month. The fourth month shows you taking charge of the situation and actively chasing the goal. This culminates in a happier, more rewarding home environment and new levels of personal satisfaction.

Mister Tarot's Five Dimensions Spread


People's lives are usually a complex blend of energies. Their inner realms often compete with their outer realities. They juggle relationships with their careers; they have to find time for families; and they want to make time for socialising with friends too. Somewhere along the way their minds and hearts are supposed to work in harmony—especially if they want to develop a spiritual focus as well.


In *Mister Tarot's Five Dimensions Spread*, five areas of life are covered within the one reading. The illustration below gives a hint as to the five aspects of a person's life that are covered in this one spread.





Before you begin this spread, you need to divide your Tarot deck into its four suits, and separate the Major Arcana cards too. You now have five stacks of cards before you.


In case you haven't worked out the symbols for each position, here are the answers...

 **Position 1** is about romance, or a special relationship. It indicates events that affect your heart and feelings. This card can tell you about the health of your emotional state.

 **Position 2** reveals your financial situation. The card in this position shows the state of your bank balance, or how you feel about your financial security. It involves any aspect of money, such as assets and physical comfort. Depending on the card, it can be about an abundance of wealth, or a lack of income. In other words, it reflects your concept of prosperity or poverty.

 **Position 3** tells you about your mental state. It shows how you are handling your thoughts and worries. It indicates the clarity (or murkiness) of your thinking and your ability to make smart decisions.

 **Position 4** is about your career. It shows how effective you are in your workplace. It can describe any problems you are having with your workmates, or it may portray a significant event that will happen in the environment of your daily work.

 **Position 5** tells you whether you are maintaining your spiritual connection. It gives information about your progress along the spiritual path. This card can provide guidance, or stimulate ideas for what can do to improve your level of spiritual development.

Mister Tarot's Five Dimensions Spread was designed to bring clarity about life in general. Each card tells you something important about each of the main areas of your life.

Your deck has been divided into 5 parts because each section of the spread uses a card from each of the separate piles. When you are ready to use this spread, think of the question you want to ask. An easy and appropriate question for this spread is based upon the concept: "What should I be aware of about my life during the next month?"

Be aware that you can use any time frame at all, so adjust the wording to suit your needs and concentrate upon your question before drawing the cards.

- **Step 1:** Shuffle the cards from the suit of Cups. (Note: the cards are faced away from you, so that you don't see the images.)
- **Step 2:** While holding this suit in your hands, ask yourself a question of an emotional nature such as, "What should I be aware of about my relationship during the next month?" (Note: you can be specific and ask about a particular relationship. For example, you can ask, "What should I be aware of about my relationship with John during the next month?" Or, you can ask something like, "What should I be aware of about the possibility of having a new romance during the next month?" It can be any sort of question you prefer, as long as it relates to emotions, feelings, romance, or relationships.)
- **Step 3:** Fan the cards in your hand and look at the back of the cards and see which one you are drawn to. (Note: some people like to close their eyes and feel the cards to find the one they need to draw out.)
- **Step 4:** Place the chosen card into the first position of this spread.

Repeat steps 1 to 3 for each of the suits (as described below) and then for the Major Arcana cards as well.

Position 2 uses the suit of Pentacles. Shuffle the cards from this suit and use the words, "What should I be aware of about my finances during the next month?" Draw a card and place it in the second position.


Position 3 uses the suit of Swords. Shuffle those cards and use the words, "What should I be aware of about my ability to make good decisions during the next month?" Pick a card and place it into the third position.

Position 4 uses the suit of Wands. Shuffle this suit and use the words, "What should I be aware of about my work during the next month?" Choose a card and place it into the fourth position.

Position 5 uses the Major Arcana. Shuffle those cards and use the words, "What should I be aware of about my spiritual progress during the next month?" Draw a card and place it into the fifth position.

Clarification card: If at any point the meaning of a card is not clear, shuffle the appropriate suit for that position on the spread and while looking at the card you need clarification about, ask yourself, "What does this card mean?" Pick another card from the suit and place it over the card you are asking about. This new card should help with your interpretation.

**Example Layout for
Mister Tarot's Five Dimensions Spread**



In the example spread (shown above) the reading describes the events and energies surrounding the five areas of Amy's life during the coming month.

Position 1: Relationships - *Ten of Cups* - This card indicates that her emotional life and relationship with her husband is harmonious and fulfilling. This positive card shows the loving energy that has been established in her home. The love and satisfaction indicated in this part of Amy's life will help her to overcome some of the problematic situations she may face in other areas of her life during the next month.

Position 2: Finances - *Two of Pentacles* - Amy's financial issues have to be dealt with swiftly, or they may spiral out of control. She could feel that her money is hard to control over the next month, and she will have to be alert and keep her finances in check. This card is a warning to ensure that Amy keeps an eye on her money and limits her family's expenses.

Position 3: Decisions - *Eight of Swords* - In this card, the image reveals that Amy may have trouble making decisions during the month. She could feel indecisive and unsure of her options. This card indicates she needs to ask others to help her gain clarity when a choice is to be made. This could be a frustrating time, during which Amy feels powerless. The situations that eventuate may seem to happen beyond her conscious control.

Position 4: Work - *Nine of Wands* - The frustration described in the previous card is reflected in this image too. In the coming month Amy could feel as though her ego is battered and bruised when others take a stand against her. This might be a flow-on effect from being unwilling to make difficult decisions, as suggested earlier. In the workplace, this month could be a time when she becomes listless and disgruntled, but she must maintain a vigilant attitude.

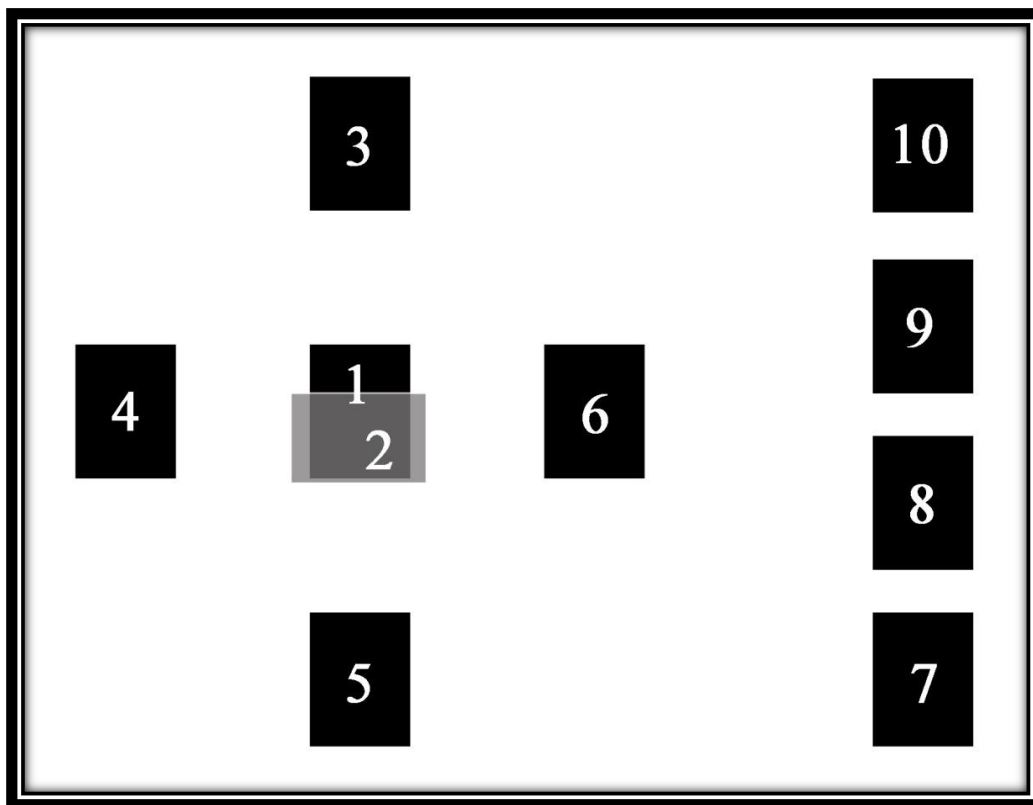
Position 5: Spiritual - *The Lovers* - This card shows that despite all the difficulties Amy is likely to face over the coming month, she will work her way through them with strength and a balanced attitude. Her relationship with her husband, and (more importantly) her connection with her spiritual self, will help her to maintain her composure. This card suggests that Amy has a strong spiritual focus, which will assist her when dealing with any complicated situations during the month. Amy's integration with her higher nature means that she can draw upon spiritual energies to help her overcome mundane distractions.

Mister Tarot's Celtic Cross Spread

This spread is a variation of a traditional Tarot layout dating back several centuries. It is sometimes known as the **Ten Card Spread**, and it is used by Tarot readers for insight into most situations.

Mister Tarot's Celtic Cross Spread covers all areas of a question, offering clarity about the past, present, and future of a specific issue. It also gives greater awareness of underlying aspects of a situation you wouldn't normally be aware of through a spread of fewer cards.

The original design of the spread was altered to make it easier for beginners to use. The original, archaic names for each of the positions were renamed for the same reason. The sequence of information from the cards flows easily using the layout shown below. Each number corresponds to the order in which the cards are positioned.



Position 1: *The Issue*

Position 2: *The Obstacle*

Position 3: *The Past*

Position 4: *The Present*

Position 5: *The Near Future*

Position 6: *The Far Future*

Position 7: *Yourself*

Position 8: *The Environment*

Position 9: *Hopes or Fears*

Position 10: *The Outcome*

In **Mister Tarot's Celtic Cross Spread**, all of the cards are displayed upright, facing the reader, except for the second card which lies horizontally across the first card. It is not necessary to use a significator, which is a card some books suggest placing first into a spread to represent the person who has sought a reading.

Once all of the cards have been placed into position, take a moment to look at the story unfolding through the images. See how the cards relate to each other, then commence the interpretation. Explain the meanings of the cards in the positions they've fallen into, and how they relate to the reading as a whole.

The first card in the centre of the spread shows the main issue of the reading. This position often reflects the question back to you by showing a card representing the type of query. For example, if you are asking about a relationship, then a card from the suit of Cups is likely to be shown in the first position. If it's a reading about finances, then a card from the suit of Pentacles could be expected. Apart from reflecting the type of question you are asking, this card will often give you an indication of the circumstances surrounding the issue. For example, in a reading about money matters, if the first card is the *Five of Pentacles*, the issue is likely to be a lack of money, rather than a situation about buying a business.

In a general reading with no fixed question in mind, the card in the first position will usually indicate the area of the person's life which is going to be of most significance during the chosen time frame. If no dramatic changes are likely to eventuate, then the first card will show the general trend for the chosen period. The card in the first position of the spread has an overriding effect upon the cards in other positions. The other cards have their own unique authority and meaning within the spread, but they are still subject to the influence of the energies of the first card.

The second card lies over the first card horizontally. It is placed at the base of the first card, but make sure you can still see all of the symbols of the card representing *The Issue*. The second card shows the main obstacles or challenges blocking or hindering progress within the designated time frame of the Tarot spread. If *The Outcome* card is positive, then *The Obstacle* card shows why it might be a struggle to achieve the desired result. If *The Outcome* card is negative, then *The Obstacle* card shows where and why some trouble is brewing.

The third card relates to a significant event or a general tendency in the immediate past. The meaning will be obvious from the type of card shown in this position. The situation from the past is usually directly connected with *The Issue* of the reading.

In the context of the time frame of a reading, *The Past* is proportional to the timing of the rest of the spread. If the reading is for the next three months, then the section called *The Past* refers to the previous month. If the reading is for the next three weeks, then *The Past* refers to the previous week. There has to be a bit of flexibility with regard to this timing, as some highly influential events may have happened beyond the limitations of the time frames just given.

The fourth card tells you what is happening in *The Present*. It often shows the circumstances of life at the time of the reading. It may be a reflection of the heart or mind, or it could simply be an indication of the situation in general. This card indicates the most significant event happening at this point in time, or in the immediate future.

Once again, the timing for this position is relative to the time frame defined in the question. If the reading is for a period of three weeks, then the position relating to *The Present* is for approximately one week. If the time frame for the reading is for one year, then the significant event or energies relating to the card in this position will happen (approximately) within a four-month period.

The fifth card reveals *The Near Future*. This section of the layout shows what will happen during the middle of the time period. A card in this position indicates a significant occurrence, or the main feelings and thoughts at the time.

The sixth card represents *The Far Future*, and indicates the final stages of the time frame chosen for the question. A card in this position represents the main influences surrounding the latter part of the reading's time frame.

The seventh card tells you about the person for whom the reading is directed. If you are doing a reading for yourself, then this card shows your strengths or weaknesses regarding the situation during the given time frame. In relation to the main issue, this position reveals your overall mindset. Sometimes the card can relate to your attitude about one or more of the events indicated in *The Present*, *The Near Future*, or *The Far Future* positions of the spread. In essence, this card shows how you are likely to handle the circumstances during the given time frame. If you are doing a reading for someone else, the card in this position tells you about the client. This card reveals the client's attitude during the time frame. This card's position at the base of the column also has an underlying influence upon the cards above it.

The eighth card gives the reader insight to the general environment. It shows the support, or the lack of support, given by family, friends, or workmates about the main issue. The nature of the question will indicate which environment is represented. In a question about family issues, the card for *The Environment* will show the energies surrounding an individual at home. In a career-related query, this card tells you about the people within the workplace, and how helpful, caring, and supportive they are.

In a general reading with no fixed focus, the card in *The Environment* position shows the influence of those people who take part in the main set of circumstances in the spread. *The Environment* may also relate to your involvement in social committees, study groups, or sporting teams—any group of people who could have an influence over you. There are many types of readings, so use your own discretion to decide how *The Environment* features in each situation.

The ninth card shows *Hopes or Fears*. If it is a positive card, then it reveals the hopes and expectations surrounding the core issue of the reading. If a negative card turns up in this position, then it suggests an area which is mentally or psychologically holding a person back from achieving their goals. A negative card showing the fears of the person can indicate an influence from the past that is still of great concern.

In a reading for yourself, a positive, uplifting card in this position means you have opened yourself to the possibilities of the future. You feel ready to embrace change and you are confident in your ability to improve your life. A negative card often means you are fearful of change; you may not have looked at your attitudes and beliefs in relation to the wider world.

If you are doing a reading for another person and there is a negative card in the *Hopes or Fears* section, you might find this person sees the universe as something to fight against. They may feel as if the future is preordained and that they are a powerless victim of circumstances.


The tenth card in this spread represents *The Outcome*. Based on the circumstances of the time, it shows the most likely eventuality. If a negative card turns up as *The Outcome* in a reading, the reason behind it is usually shown in *The Obstacle* position, or in the card representing *Yourself*. The cause of a negative *Outcome* may also be due to a person's fears about the situation—and this would be reflected through an appropriate card in the *Hopes or Fears* section.

If you would like to see what happens after the initial outcome, you can choose an extra card. Ask yourself a question such as, 'What will happen after another month?' Fan out the cards from the rest of the deck and intuitively pick one that feels like it will be the right

one to give more information about the future. Turn it over and lay it beside the card which is already in *The Outcome* position. Reading these two cards in conjunction with each other can give you a better idea of how a situation eventuates.

Clarification cards can also be used to elucidate the meaning or circumstances of other cards within the spread. Ask yourself a question such as, 'What does this card mean in this position of the layout?' Draw a card from the deck and place it over the card you are asking about. Its meaning should now become clearer through an interpretation of this helper card.

Example Reading for Alex (22 April 2013): Alex lives overseas and asked me to do a reading for him and to send it by email. He wrote: "I've worked for a company for 21 years, and I'm thinking of leaving it to do something else. I am wondering what could be the meaning or impact of such a decision on my life and family and whether the timing is right." Here's the spread, and my response...



The Question: My reading was based on the question, "What should Alex be aware of regarding his work situation over the next 12 months?" This was to gain an idea of what the timing was like for a change of career.

Position 1: The Issue - (*Eight of Cups*) - This card shows the dissatisfaction you feel about your work at the moment. You are a strong person, but the emotional attachment that you used to feel is no longer there. You feel your energy being sapped from you and during the coming year it will be tempting to walk away from it.

Position 2: The Obstacle - *Eight of Wands* - One of the reasons that stops you from walking away at this point is that there is so much happening in the work environment at the moment. You are very busy and there seems to be more work coming at you already.

Position 3: The Past - *Eight of Swords* - In the recent past (last two months) you have felt restricted in what you have been able to do. You have been stifled in your expression, or limited in the way you can express your ideas. You had lots of different options and it would have been confusing to know which ones to deal with first. You probably didn't have the support or recognition that you deserved after all of your efforts.

Position 4: The Present - *The Sun* - There is some positive energy coming your way. In the next few months there will be some brightness and good fortune given to you. You will probably start to see signs of this in about one month from now. It could be as a result of a new project that is given to you, or you may just have a change of attitude about your work situation. There aren't any other clear indicators (in the cards) for a complete change in job, so I believe it's more likely to be a change of circumstances within your present role.

Position 5: The Near Future - *The Hermit* - In about six months from now this positive energy lessens and you start to feel isolated once more. You withdraw and begin to contemplate your situation again. But you have a new awareness of what work you want to be doing and you have a better idea of what you need to do in order to bring it about.

Position 6: The Far Future - *Page of Swords* - In nine month's time you have a period of re-evaluation. You reconsider your objectives and the possibilities of getting there, but you are a very cautious person and you spend a considerable time weighing up your options. This is a good thing, because there are opportunities for you to make a change of career, but you have to get the timing right for it to be of benefit to you. And I think it would be wise to play it safe for a bit longer until things settle down.

Position 7: Yourself - *Five of Wands* - This card shows that you are restless, and that you have to deal with petty issues slowing you down. It also reveals that the people you work with are not as helpful as you need them to be.

Position 8: The Environment - *Seven of Cups* - Part of your confusion about whether to stay in this job results from being puzzled as to what you want to be doing in the future. As I said before, more awareness about your options is coming, but it will take two or three months to fully become obvious. In your current workplace there's too much happening at the moment for you to be able to spend the time to focus on what's really important for you.

Position 9: Hopes or Fears - *Page of Wands* - This is a card of change, so the hope is to change your career in the coming year or so, but I also feel it extends to your environment or living arrangements as well, so you might be feeling the desire to change where you live too.

Position 10: The Outcome - *Four of Wands* - A very positive card has turned up as *The Outcome*. It shows success and achievement. I believe this means that an opportunity to change your career is available in approximately one year from now. It brings relief, a happy family situation, and a renewed level of energy and satisfaction within yourself.

Further Interpretations

Card Conjunctions: *The Hermit* can be seen as a card of loneliness and withdrawal from the world, but when combined with *The Sun*, the effect is lessened and it just means a time of introspection. I think the energy of *The Sun* card will continue to keep you optimistic about the future during the middle part of this time frame, which is about six months away.

What's Missing? The suit of Pentacles is missing from this spread. Although we are discussing business matters, it's strange that no Pentacles cards have turned up as they are usually found in spreads about money matters. The lack of Pentacles cards means that your desire to make a change is not a direct result of a focus on the financial aspect of the situation—your main priority is to be true to your heart and your creative spirit, and to look after your energy levels.

Clarification Card 1: To find out more about position 4 (The Present) I drew another card, which was *The Emperor*. This supports my previous interpretation. It means you are feeling that you have more control over your work situation and your life in the coming months. This card shows you holding more responsibility in the workplace and being seen as an authority figure who is looked at with a respectful attitude by those around you. This could mean a promotion, or a new role within the company. This card might represent a new task assigned to you, or it could just mean that you acknowledge to yourself that you have a commanding presence as part of your nature—and you start to express it.

Clarification Card 2: To find out more about position 10 (The Outcome) I drew another card, which was *The Moon*. This confirmed that in about 12 months from now there will be a change of circumstances for you. It might require more effort on your part, but it will be emotionally fulfilling, and with greater rewards on a personal level.

Summary: The emotional and mental struggle that you are feeling at the moment will soon ease. Within the coming month or so you will be rewarded for your patience and you will sense some encouragement from those who matter to you. The shine of this flattery might wear off after five or six months from now, but it puts you into a stronger position to contemplate your future. You still have lots of petty issues and problematic people to deal with during the coming twelve months, but a significant opportunity for change is available in about twelve month's time.

Response from Alex: *“Hi Don. While reading your Tarot reading I got a strange feeling that ended in an unusual split-awareness state. One: a down-to-earth state focused on the content of your reading...the other was like I was walking down a mysterious trail of hope, encouragement and empathy where I found your help. Your reading was enlightening, precise and crystal clear. Keep your mission behind your talent.”*



Mister Tarot's Relationship Spread

Mister Tarot's Relationship Spread can be used to explore the underlying agendas, needs, and desires of people involved in a romance. And it will be useful when you investigate the likelihood of forming a loving relationship with a prospective partner. However, this layout can also be used to determine what you or your client needs to know about relationships with a supervisor, parent, sibling, friend, or business associate. In the spread below, each card focuses upon an aspect of a potential or existing relationship.

Position 1: You now	4	11	8
Position 2: Your weakness			
Position 3: Your strength	3	10	7
Position 4: Your view of the relationship			
Position 5: Them now	2	9	6
Position 6: Their weakness			
Position 7: Their strength	1		5
Position 8: Their view of the relationship			
Position 9: Present			
Position 10: Near future			
Position 11: Outcome			

When using the relationship spread, incorporate a time frame into your question. Your wording could be, "What should Emma and Cody be aware of regarding their relationship over the next 3 months?" If you lay your Tarot cards into this spread to check your own relationship, the cards in the left column represent you, and the cards in the right column show your partner. When reading for a client, the cards on the left relate to their side of the relationship, whereas the cards on the right depict the attitude of their partner.

Positions 1 and 5: These cards reveal each person's state of being at the present stage of the relationship. They show their emotional condition, the level of desire for commitment, and their readiness for a relationship.

Positions 2 and 6: The cards of weakness show any distracting influences or personality issues hindering a harmonious relationship. Criticism, lies, addictions, abusive behaviour, and neglect are some of the problems which could be reflected in this section of the spread. If the card in this position is filled with optimistic and supportive energy, then there are no major issues that need to be addressed at this point in time.

Positions 3 and 7: These are the strengths of the relationship. They are the positive, nurturing qualities each person brings to a healthy relationship. The images that turn up in this position are likely to show supportive traits, such as a willingness to communicate honestly with each other, readiness for commitment, mutual respect, and their spiritual connection. A negative card in one of these positions shows that the individual has little to offer the relationship.

Positions 4 and 8: The couple's thoughts and feelings about the partnership are shown in these cards. Each individual's view of the relationship may be in harmony with each other, or they might be in opposition. This spread brings clarification about the bond they are developing.

Position 9: This card relates to the relationship itself. At this present stage, does the relationship look promising, or is it already on rocky ground? Are things moving too slowly, or too fast? Is there peace and harmony, or could that silence be indifference?

Position 10: The card in this position represents the near future. It shows the next step in the relationship. In a reading, this image shows what's happening during the middle part of the time frame specified in your question. It reveals the level of the development of the relationship at that point in time. You might see the depth of the emotional connection between the couple, or the intensity of their compatibility.

Position 11: The outcome of this partnership is shown in the final card. This position represents how far the relationship has developed by the end of the reading's time frame. If the reading is about a romantic relationship, this card won't indicate whether the couple will live happily ever after—it simply shows the energy of the partnership at that stage. You may see satisfaction, or maybe bitterness, but hopefully you will see true love!

There's no need for both partners to be in front of you as you do this reading. It can even be more beneficial if you use this spread with only one of the individuals present. This provides opportunity for open discussion of any problem areas.



Court Card Spread

As you can tell from the name of this spread, the Court cards feature prominently in the layout. In this spread you gain insight to your behaviour when facing particular situations in daily life.

The interesting thing about this spread is that you allow the Tarot to tell you about the areas of your life you most need to know about. In other words, you do not direct a specific question to the cards, you only offer a general outline and the spread itself gives you information about your needs.

To begin, divide your deck into Minor Arcana (pip cards) and Major Arcana (trump cards). Now take out the Court cards from the pile of Minor Arcana cards.

Your question is going to be, "Tell me about the way I deal with situations in daily life." As you repeat this question to yourself, shuffle the remaining Minor Arcana cards.

After shuffling, fan them out (face down) in your hands. While looking at the back of the cards, say to yourself, "When this situation arises..." Now use your intuition to pick a card from those in your hands. Place it on the table before you. The card shows you a situation from your daily life. Look at the card and work out which aspect of your life is reflected in the card.

Put down the Minor Arcana cards and pick up the Court cards. After shuffling the Court cards, say to yourself, "I become..." As before, fan out the cards in your hands and use your intuition to choose an appropriate card. This card shows the characteristics of the person you become when you are facing the situation described by the Minor Arcana card. Examples of Court card personalities are given on the next page.

Now shuffle the Major Arcana cards and hold them fanned out (face-down) in your hands. The wording for these cards is, "Because of..." Repeat these words to yourself and choose a card which will tell you why you assume particular personality traits in the situation outlined at the beginning of the reading.

To summarise the concept of this spread, you are asking yourself for more information about how you deal with particular situations. The wording is, "When this situation arises (pick a card from the Minor Arcana) I become (choose a card from the Court cards) because of (select a card from the Major Arcana)." This is a very powerful reading on a personal level, because it strikes at the heart of psychological issues that can be holding you back from reaching your true potential.



Card 1: In the example reading shown above, Maria drew the *Five of Cups* for her first card. This image illustrated the situation in her life that she had trouble dealing with. The issue was one of feeling let down within a relationship.

Card 2: The second card was the *King of Swords*, which revealed an attitude of coldness and a fixed mental state.

Card 3: The final card was *The Emperor*—an image of authority and seriousness. The Emperor has a controlling nature and very fixed ideas of how to deal with life and the community.

The Interpretation: When Maria is feeling sad because of problems in her relationship—especially when her partner belittles her, or when he doesn't allow her to express her emotions, she becomes detached and resentful. Maria withdraws from her partner and communicates in a terse, cold manner. This is because the situation reflects the times in her past when she has been dominated and controlled by others, especially men. Her detachment serves to block herself from becoming too submissive, but it hinders effective communication.

Court Card Personalities

Page of Cups: This character is an imaginative dreamer. The Page is sensitive and emotional, moody, idealistic, and impractical, but often creative and intuitive.

Page of Pentacles: The Page of Pentacles is a skilled and responsible young person who is resourceful and diligent.

Page of Swords: The Page of Swords is analytical, talkative, decisive, and confident.

Page of Wands: The Page of Wands is fiery, fearless, and sometimes foolhardy. This Page is restless, impulsive, and mischievous.

Knight of Cups: The Knight of Cups is romantic, gentle, and is devoted to family.

Knight of Pentacles: The Knight of Pentacles is patient, diligent, practical, reliable and steadfast.

Knight of Swords: The Knight of Swords is direct, forceful, intelligent, precise, and professional.

Knight of Wands: This Knight is daring, impatient, courageous, and passionate.

Queen of Cups: The Queen of Cups is nurturing, motherly, introspective, dreamy, poetic, sympathetic, and generous.

Queen of Pentacles: The Queen of Pentacles is trusting and practical, with a strong focus on acquiring wealth.

Queen of Swords: This Queen is methodical, rational, decisive, and quick-witted.

Queen of Wands: The Queen of Wands is restless, flirtatious, optimistic, and confident.

King of Cups: The King of Cups is sympathetic, tolerant, and non-judgemental. He is caring, calm, supportive, sensitive, and romantic.

King of Pentacles: The King of Pentacles is methodical, earthy, practical, reliable, trustworthy, and generous.

King of Swords: The King of Swords is determined, disciplined, and decisive.

King of Wands: This King needs freedom and a variety of outdoor activities to keep him from becoming bored. He is a natural leader and can be a very successful businessman when he learns to focus his energy and avoid distractions.

Mister Tarot's Soul Activation Spread

This spread uses only the Major Arcana cards. It differs from most Tarot spreads in that you are required to consciously choose a card for the first position of the spread. In this layout you find a card that reflects the type of spiritual energies you'd like to develop within yourself, and the following cards reveal more about your level of spiritual development. It then shows you how you can achieve your spiritual goal.

Step 1: Look through the Major Arcana cards and deliberately choose an image that has the qualities you want to establish in yourself. This is the energy that you would like to manifest in your life, or the type of person you wish to become. This card is placed in position 1.

Step 2: Shuffle the remaining cards without looking at the images. Fan them out (face down) and say to yourself, "I choose a card that represents my past." Pick a card for position 2 and lay it (face up) on the table.

Step 3: While holding the remaining cards (face down) say to yourself, "I choose a card that represents me now." Pick a card for position 3 and lay it (face up) on the table.

Step 4: With the remaining cards in hand (face down) say to yourself, "I choose a card that will activate my spiritual development." Pick a card and lay it (face up) in the final position.

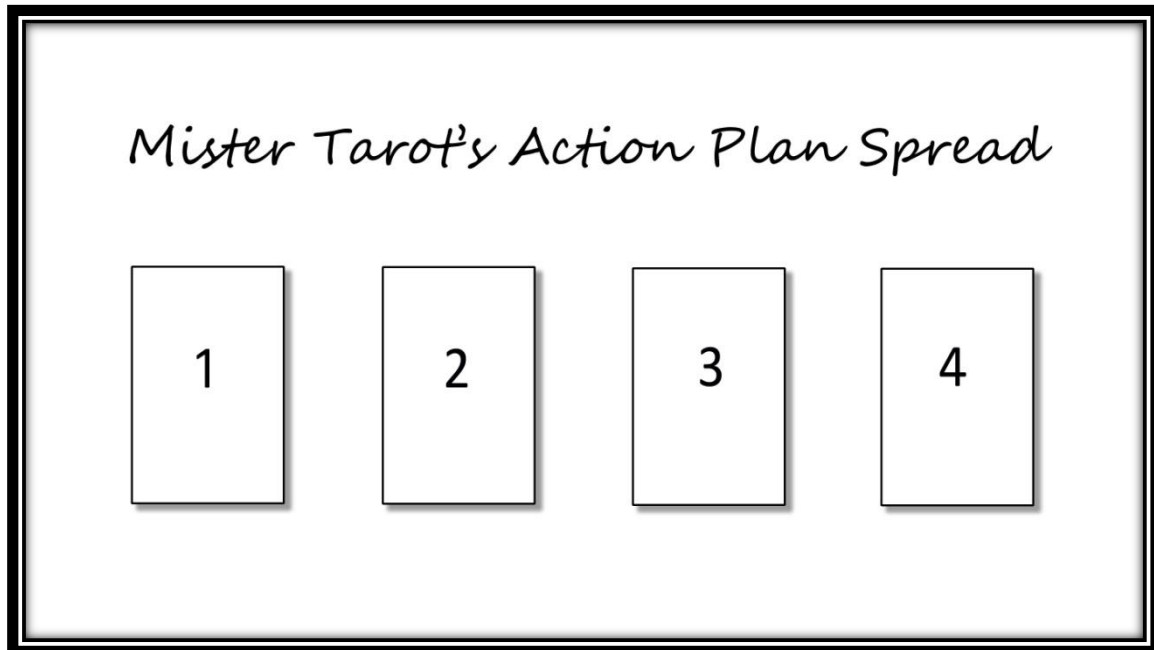


Look at the cards in positions 2 and 3 to discover the past and present energies affecting your soul's development. The *Activation Card* in position 4 shows what you need to do in order to bring about the desired personality. Concentrating on this card will activate or energise your consciousness and direct you to your preferred outcome.

The *Activation Card* stimulates an awakening of your consciousness and aligns your spirit with your soul's purpose. Meditate upon this card to draw its energy into yourself and to enhance the process of your spiritual evolution.

Mister Tarot's Action Plan Spread

This Tarot spread helps you to determine how to achieve your goals. The time frame is for twelve months. Each card represents a period of three months.



In the following example reading, Robert had the goal of setting up a successful Tarot business, which included workshops and readings. The cards chosen were...

Card 1: *Six of Pentacles*

Time frame: June, July, August 2013

Interpretation: Generosity. This is a time for the giving of information and showing your presence in the Tarot world.



Card 2: *Six of Cups*

Time frame: September, October, November 2013

Interpretation: Offerings. Continue to be generous with your time and energy to establish your presence in the marketplace. Do it with love! Connect to people through their hearts.

Card 3: *Six of Wands*

Time frame: December 2013, January 2014, February 2014

Interpretation: Leadership. Be prepared to stand out from the crowd. Take the lead and step forward with honour and pride. Accept the recognition and acknowledgement that comes your way. Be prepared to step out from the crowd and be ready to accept praise for what you have achieved so far.



Card 4: *Justice*

Time frame: March, April, May 2014

Interpretation: Focus. Don't allow yourself to be distracted from your goal. Weigh up the challenges and make rational decisions for your next steps



Mister Tarot's Kicking Goals Spread

In this spread you discover the psychological issues affecting your goal-setting, which has a bearing on the eventual achievement (or non-attainment) of the desired outcome. The time frame is one year.

Card 1 = The Focus: What is your present level of focus on your goal?

Card 2 = What is Hidden: What do you need to know about yourself in order to achieve this goal?

Card 3 = The Action: What do you have to do to stay true to your goal?

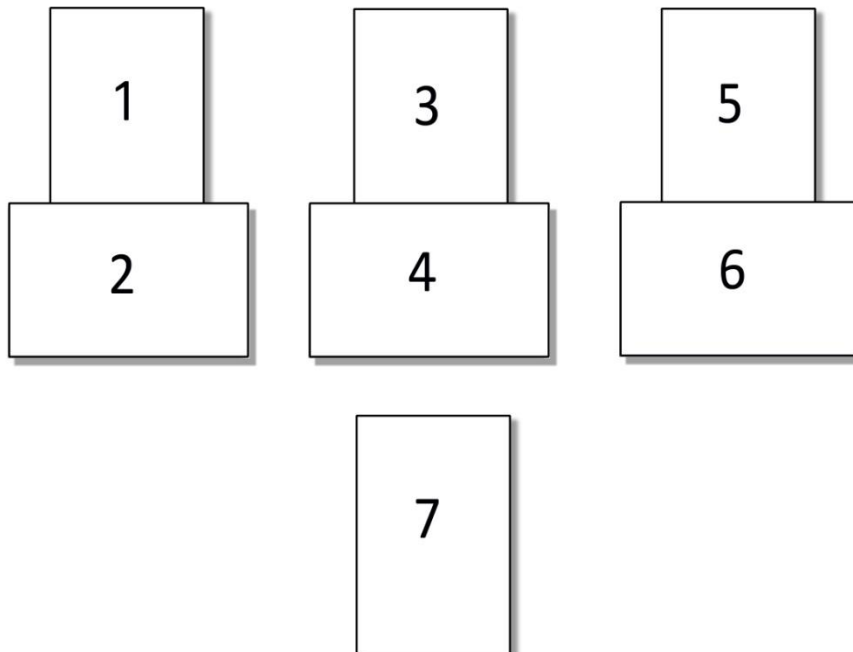
Card 4 = The Challenge: What do you need to avoid in order to reach your goal?

Card 5 = The Helpful Influence: What will help you make the right decisions in the process of fulfilling your goal?

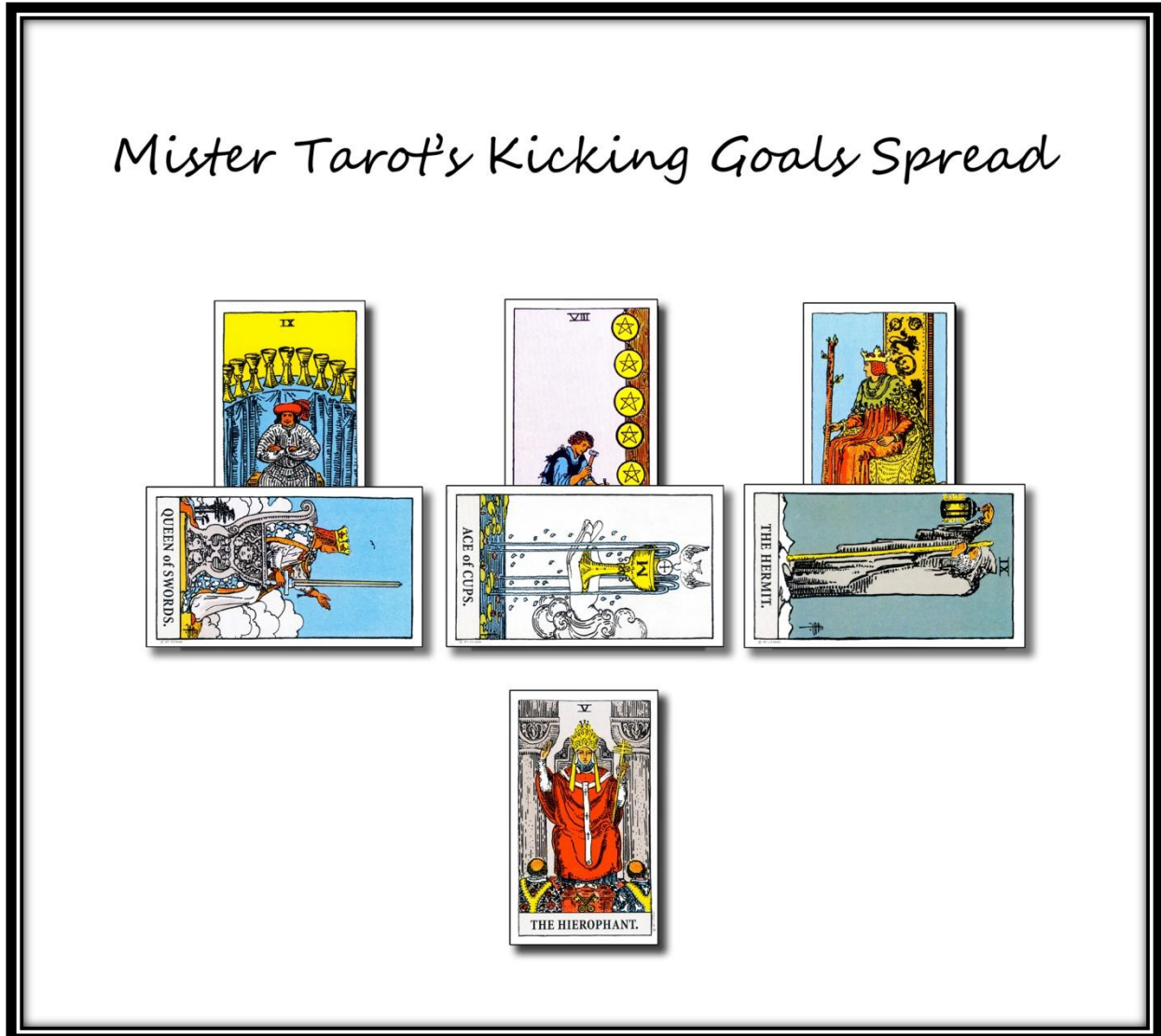
Card 6 = The Inspiration: How do you find the motivation and inspiration to continue the process of achieving your goal?

Card 7 = The Outcome: When all of the above is taken into account, this is what can be expected as an outcome after one year.

Mister Tarot's Kicking Goals Spread



After doing *Mister Tarot's Action Plan Spread* (as shown in the previous chapter) the following spread (called *Mister Tarot's Kicking Goals Spread*) was laid out for Robert, so that he could discover the best way to set up a successful Tarot business.



Position 1: The Present Focus

Card: *Nine of Cups*

Interpretation: Security. Robert feels empowered by his level of experience with Tarot. He is confident that he has specialised knowledge about this subject.

Position 2: What is Hidden

Card: *Queen of Swords*

Interpretation: Single focus. Robert has the ability to stay truly focused upon his goal. He might have been distracted by too many options in the past, but he can now give complete focus to the task at hand.

Position 3: The Action

Card: *Eight of Pentacles*

Interpretation: Diligence. Robert must be prepared to work hard to establish his presence in the marketplace. It is important that he maintains accuracy and consistency.

Position 4: The Challenge

Card: *Ace of Cups*

Interpretation: Robert must avoid being too emotional about the situation. He has to see it as a business venture, not just something he enjoys doing for the fun of it.

Position 5: The Helpful Influence

Card: *King of Wands*

Interpretation: Passion. Robert has the desire to get it right. He enjoys the challenge of achieving a result, and this will help him follow through with his goals.

Position 6: The Inspiration

Card: *The Hermit*

Interpretation: Sharing the light. Robert understands that the result of this goal is not just financial stability; it is a means to share information about Tarot with the world. This altruistic attitude helps him to be inspired and to stay motivated.

Position 7: The Outcome

Card: *The Hierophant*

Interpretation: A teacher. Robert has an opportunity to share his ideas about Tarot and to be seen by others as a respected Tarot teacher.



Mister Tarot's Yearly Spread

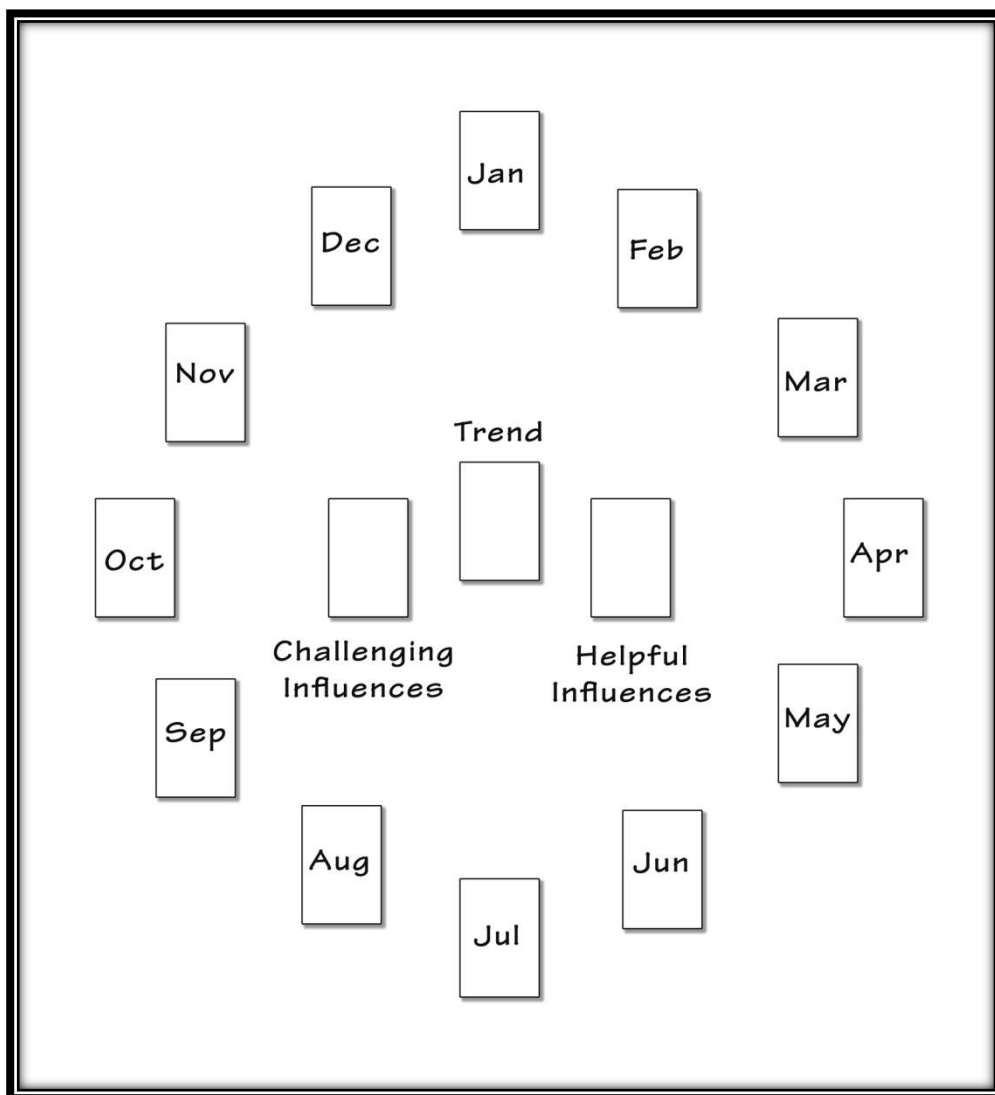
Here's an easy Tarot spread that covers each month for the year ahead. Use one card per position. Each position around the perimeter represents a month at a time and the cards in the centre of the circle signify the major influences for the coming year.

The first card is placed in the middle of the table. This is the 'Trend' for the year; it is the general feeling or overall focus of your life for the next 12 months.

To the left of the 'Trend' position, place a card to represent any 'Challenging Influences'. This card shows the main type of difficulties you will face.

Place a card on the right to indicate 'Helpful Influences'. This card reveals the positive aspects of the year.

Now place one card per month in a clockwise direction. The month you are about to enter has the top position. On New Year's Eve, if you wanted to do a yearly spread, it would look like the layout shown below. If you were in the month of July and you wanted guidance for the year, then a card for August would be placed at the top of the spread, followed by a card for each of the months ahead.



Conclusion

When using these spreads, remember that the interpretation is based upon the meaning of the individual card in the context of its position within the spread. It also has to be seen through the perspective of the question being asked.

The meaning of a card also varies depending on the type of cards that are positioned next to it. For example, a negative card surrounded by positive cards means that the problem area is minimal, or of short duration. When reading a spread, there are many interpretations possible, but the surrounding cards tell you which meaning is most likely.

If you are not sure how a card should be interpreted, it is often useful to draw a clarifying card to give you more information. In your mind, say to yourself, “What does that card mean in the context of this situation?” Pick a card from the deck and place it over the one you are trying to decipher. Its meaning should now be clear.

Alternatively, if you are not sure about the meaning of a card depicting the outcome, you can ask a follow-up question such as, “What happens after this event?” Choose a card and it will offer further information about that situation.

These few Tarot spreads adequately cover most questions you are likely to ask. However, as you progress and become more confident in your readings, do not hesitate to try different spreads, or to adapt any of these layouts to suit your own style. Change them if you think you could read them more effectively if they were positioned in a different way, or if you feel you would like to add other options to the spread.

The layouts in this book are just a small sample of the various types of Tarot spreads available for use by a reader. And even though these spreads have been developed for specific questions, don't be afraid to use any particular spread for a different purpose altogether.

A little insight goes a long way to clarifying the complexities of life, and these Tarot spreads are an ideal starting point to help you gain greater awareness about yourself and your circumstances. I hope you enjoy the adventure.

Mister Tarot

Website: www.MisterTarot.com



www.Facebook.com/MisterTarot

